

Through the Lens

Insights into Image-Based Child Sexual Violence

With a Regional Focus on Central Asia

Data Annex



Data Annex

This annex contains the full set of data tables from the **Project Lens “Through the Lens: Insights into Image-Based Child Sexual Violence”** report, presenting the survey findings in detail. The annex should be read alongside the main report, which provides interpretation, analysis, and survivor voices to contextualise these findings.

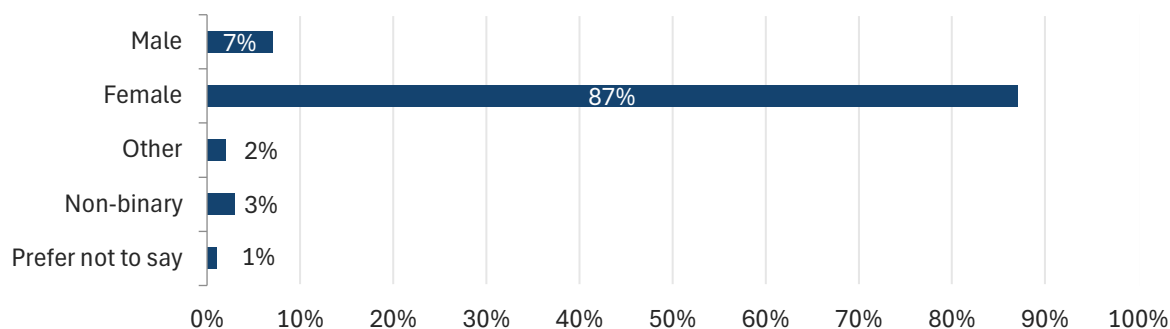
Full report: <https://www.protectchildren.fi/en/post/through-the-lens-report>

Suggested citation: Protect Children. (2025). Through the Lens: Insights into Image-Based Child Sexual Violence. <https://www.protectchildren.fi/en/post/through-the-lens-report>

Demographics

Gender

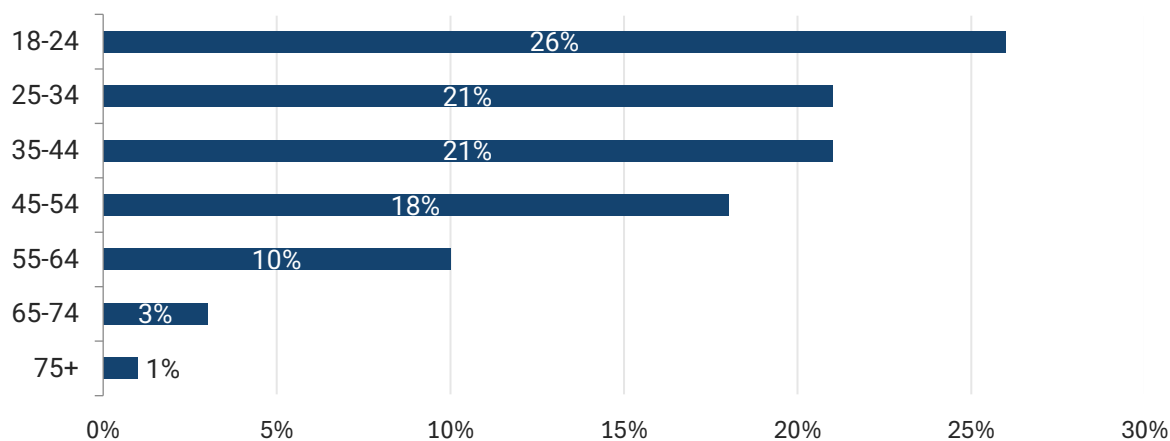
Number of respondents: 3,933



	n	Percent
Male	289	7,3%
Female	3412	86,8%
Other	61	1,5%
Non-binary	129	3,3%
Prefer not to say	42	1,1%

Age

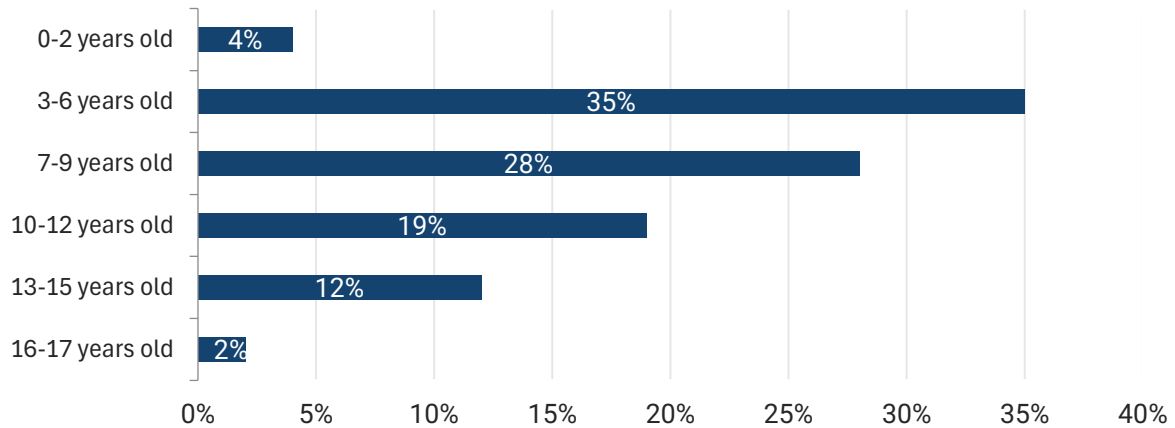
Number of respondents: 3,958



	n	Percent
18-24	1015	25,6%
25-34	834	21,1%
35-44	828	20,9%
45-54	708	17,9%
55-64	404	10,2%
65-74	130	3,3%
75+	39	1,0%

To the best of your knowledge, how old were you when you were first subjected to sexual violence? You may further elaborate if you wish.

Number of respondents: 3,878

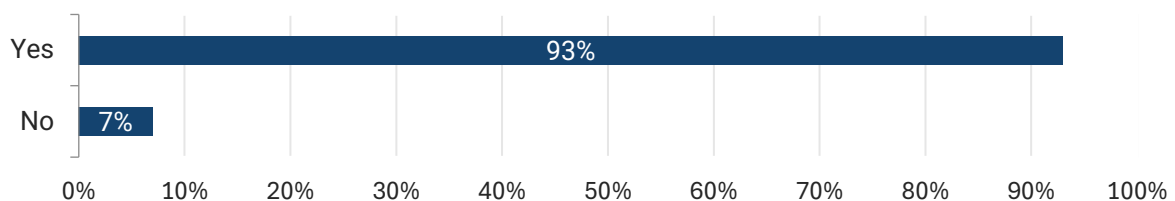


	n	Percent
0-2 years old	173	4,5%
3-6 years old	1364	35,2%
7-9 years old	1075	27,7%
10-12 years old	725	18,7%
13-15 years old	446	11,5%
16-17 years old	95	2,4%

Characteristics of violence

Were you subjected to sexual violence as a child on more than one occasion?

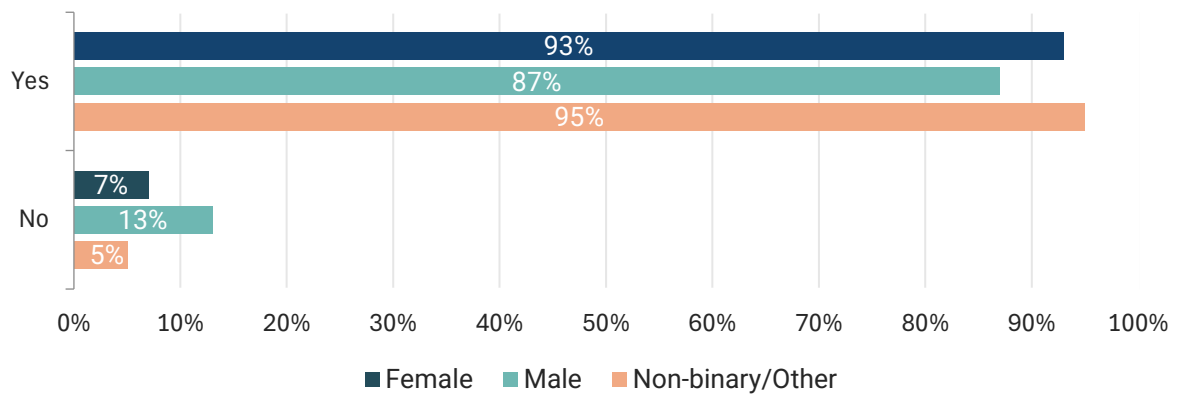
Number of respondents: 3,926



	n	Percent
Yes	3648	92,9%
No	278	7,1%

Were you subjected to sexual violence as a child on more than one occasion?

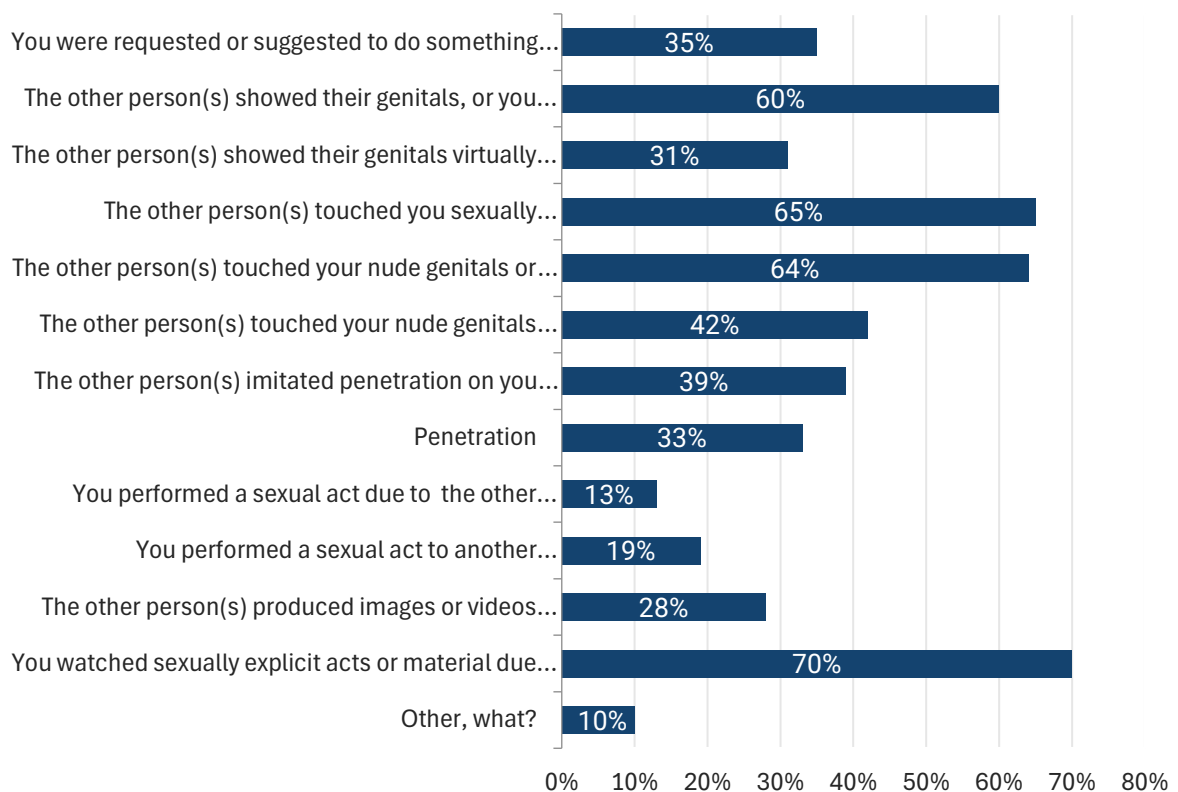
Number of respondents: 3,926



	Female		Male		Non-binary/Other		Total
	n	Percent	n	Percent	n	Percent	
Yes	3161	93,4%	250	86,8%	179	95,2%	3590
No	222	6,6%	38	13,2%	9	4,8%	269
Total	3383		288		188		3859

What happened? (You may choose all that apply)

Number of respondents: 3,958, selected answers: 20,129

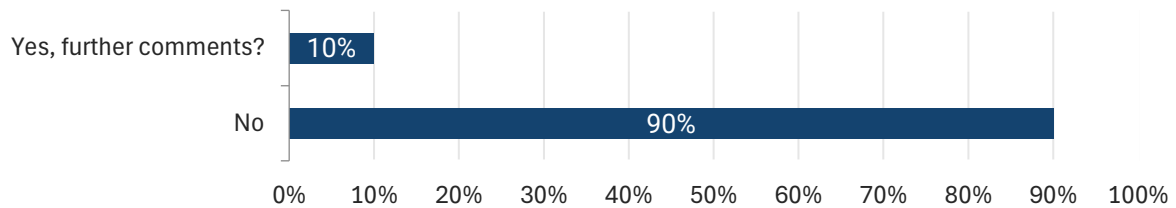


	n	Percent
You were requested or suggested to do something sexual without it leading to any acts	1374	34,7%
The other person(s) showed their genitals, or you showed your genitals to the other person due to the other person(s) allowing it to happen or asking/manipulating/forcing you	2371	59,9%
The other person(s) showed their genitals virtually (i.e. online/on a live video chat/in a picture or video) or you showed your genitals to the other person(s) virtually due to the other person(s) allowing it to happen or asking/manipulating/forcing you	1213	30,6%
The other person(s) touched you sexually inappropriately while clothed or you touched the other person(s) while they were clothed due to the other person(s) allowing it to happen or asking/manipulating/forcing you	2553	64,5%
The other person(s) touched your nude genitals or you touched the other person's nude genitals due to the other person(s) allowing it to happen or asking/manipulating/forcing you	2550	64,4%
The other person(s) touched your nude genitals with their mouth or you touched the other person's nude genitals with your mouth due to the other person(s) allowing it to happen or asking/manipulating/forcing you	1652	41,7%
The other person(s) imitated penetration on you without it leading to penetration	1547	39,1%
Penetration	1299	32,8%
You performed a sexual act due to the other person(s) offering money, alcohol, or some other thing in exchange	510	12,9%
You performed a sexual act to another child/another child performed sexual act to you due to the other person(s) allowing it to happen or asking/manipulating/forcing you	741	18,7%
The other person(s) produced images or videos during the abuse or you produced images or videos of yourself nude or in a sexually explicit manner due to the other person(s) allowing it to happen or asking/manipulating/forcing you	1124	28,4%
You watched sexually explicit acts or material due to the other person(s) allowing it to happen or asking/manipulating/forcing you	2789	70,5%
Other, what?	406	10,3%

Did the sexual violence you were subjected to as a child relate to trafficking/commercial sexual exploitation*?

Trafficking/commercial sexual exploitation refers to acts of sexual violence against a child which aims to create monetary/financial gain. These acts can also be conducted virtually. Examples of trafficking/commercial sexual exploitation may include offering a child money in exchange for sexual acts, the production and distribution of images/videos depicting a child nude or in a sexually explicit manner, also in real time through live-stream.

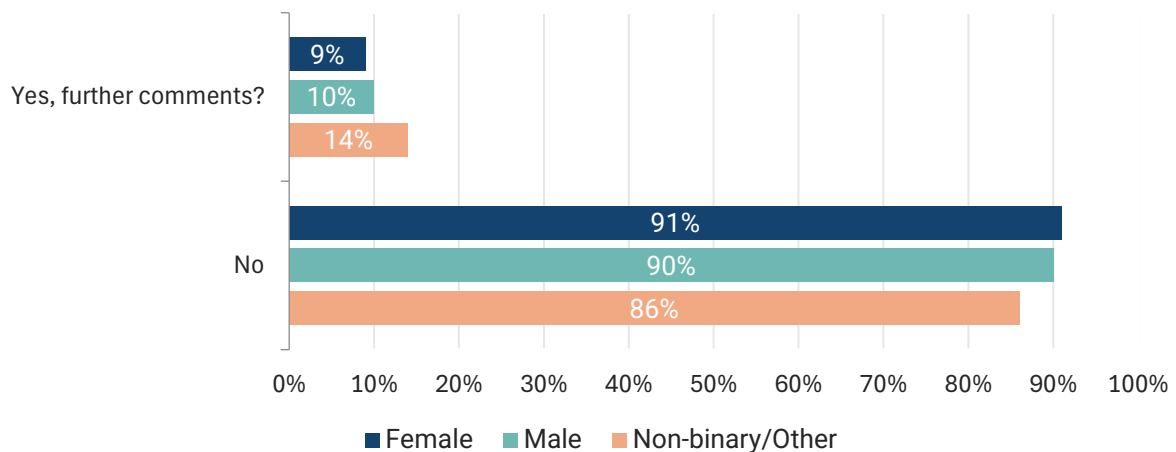
Number of respondents: 3,879



	n	Percent
Yes, further comments?	370	9,5%
No	3509	90,5%

Did the sexual violence you were subjected to as a child relate to trafficking/commercial sexual exploitation*?

Number of respondents: 3,879

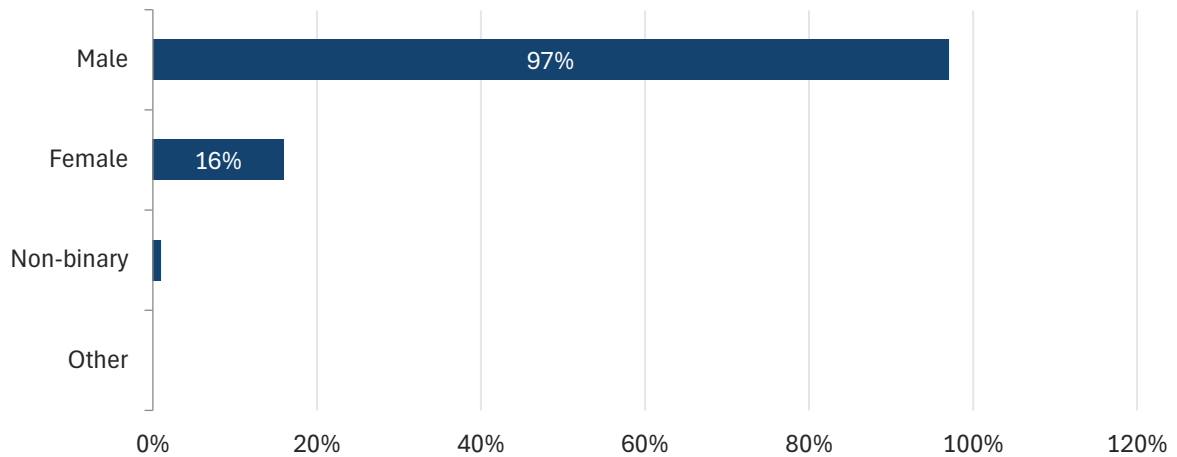


	Female		Male		Non-binary/Other		Total
	n	Percent	n	Percent	n	Percent	
Yes, further comments?	306	9,1%	27	9,7%	26	14,0%	359
No	3042	90,9%	252	90,3%	160	86,0%	3454
Total	3348		279		186		3813

About the perpetrators

What gender was/were the perpetrator(s)?

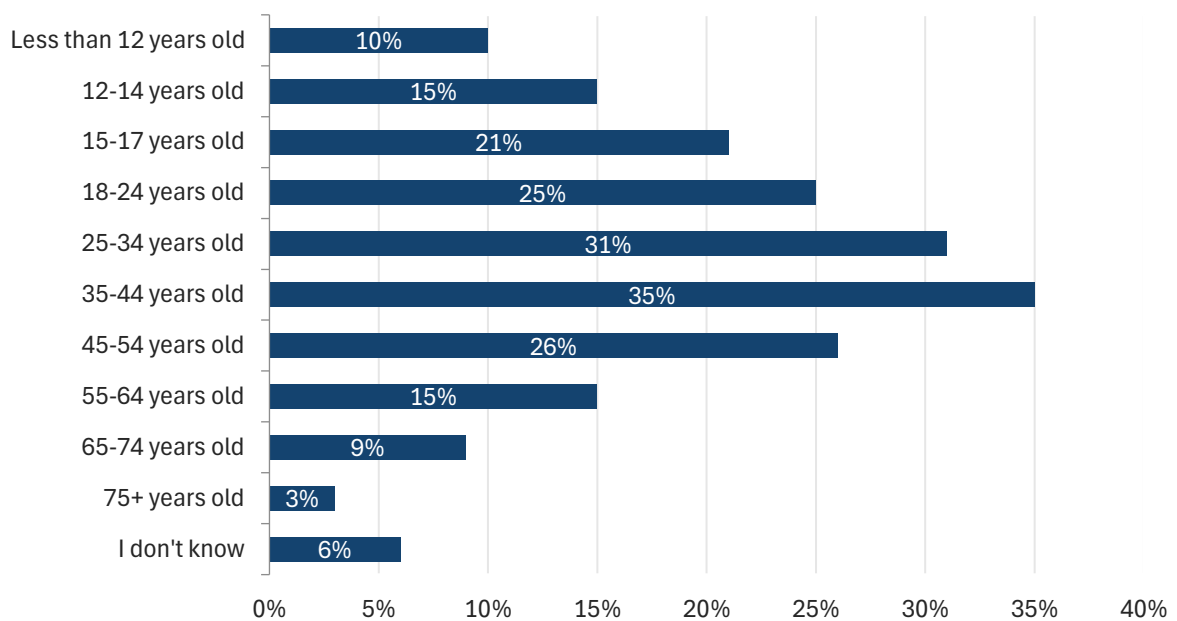
Number of respondents: 3,950, selected answers: 4,500



	n	Percent
Male	3832	97,0%
Female	628	15,9%
Non-binary	23	0,6%
Other	17	0,4%

To the best of your knowledge, how old was/were the perpetrator(s) at the time of the sexual violence?

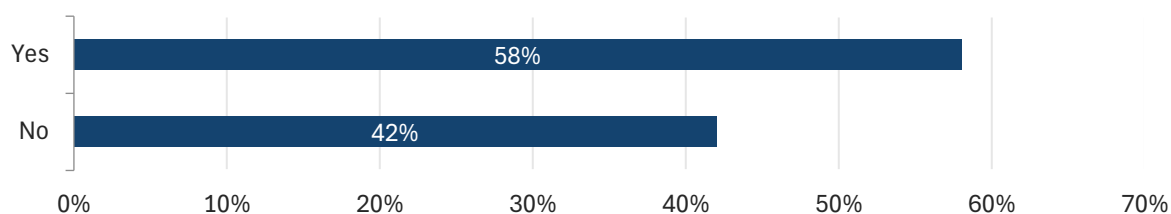
Number of respondents: 3,941, selected answers: 7,836



	n	Percent
Less than 12 years old	394	10,0%
12-14 years old	607	15,4%
15-17 years old	847	21,5%
18-24 years old	970	24,6%
25-34 years old	1205	30,6%
35-44 years old	1371	34,8%
45-54 years old	1005	25,5%
55-64 years old	606	15,4%
65-74 years old	336	8,5%
75+ years old	99	2,5%
I don't know	218	5,5%
Further comments?	178	4,5%

Did it involve more than one perpetrator?

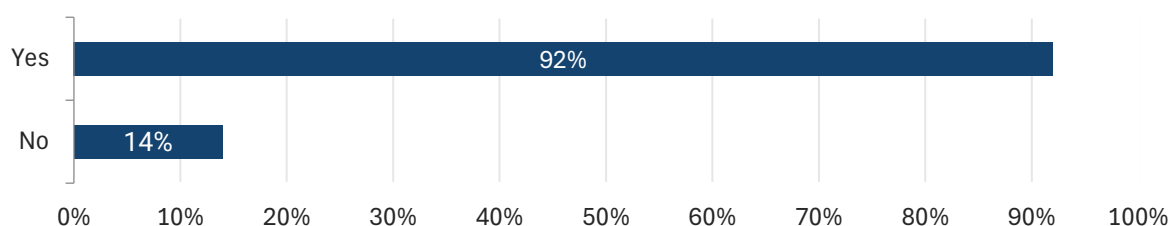
Number of respondents: 3,918



	n	Percent
Yes	2276	58,1%
No	1642	41,9%

Was/were the perpetrator(s) someone you knew from before?

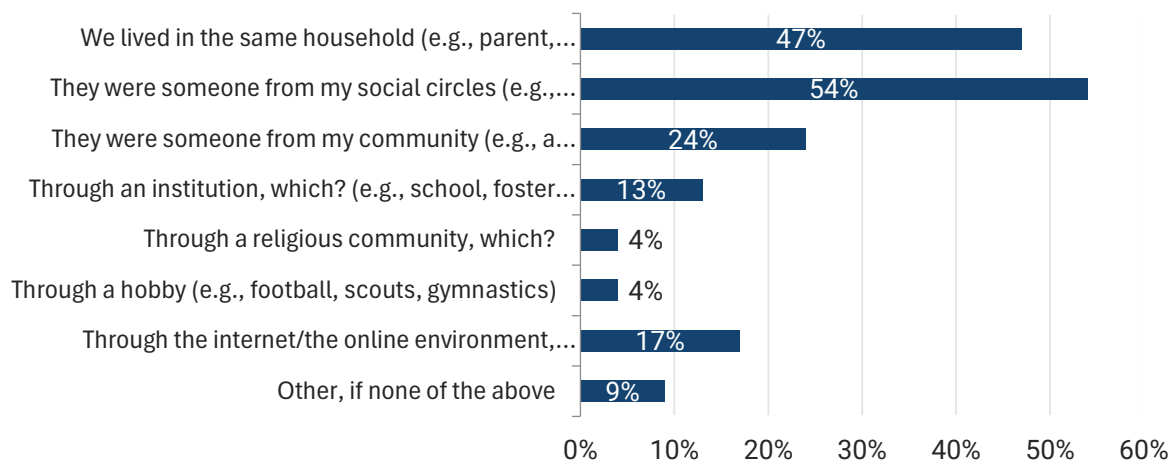
Number of respondents: 3,923, selected answers: 4,184



	n	Percent
Yes	3622	92,3%
No	562	14,3%

How did you know the perpetrator(s)? Or, if you did not know the perpetrator(s) from before, how did you come into contact?

Number of respondents: 3,926, selected answers: 6,763

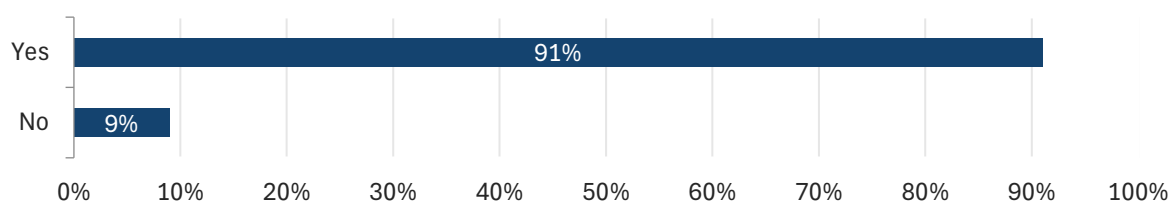


	n	Percent
We lived in the same household (e.g., parent, sibling or step parent/step sibling)	1847	47,0%
They were someone from my social circles (e.g., relative, friend, family friend or other close person)	2113	53,8%
They were someone from my community (e.g., a neighbour)	936	23,8%
Through an institution, which? (e.g., school, foster care, health care)	524	13,3%
Through a religious community, which?	176	4,5%
Through a hobby (e.g., football, scouts, gymnastics)	156	4,0%
Through the internet/the online environment, through what platform?	652	16,6%
Other, if none of the above	359	9,1%

Long-term consequences

Has the sexual violence you were subjected to as a child led to long-term consequences?

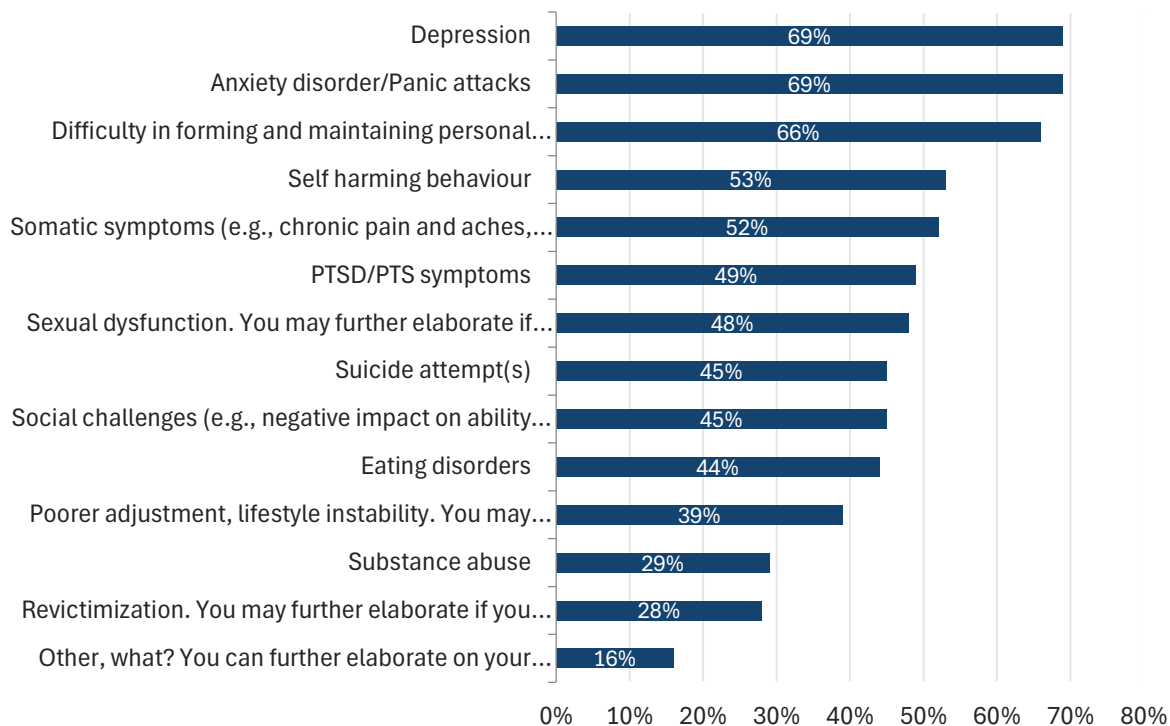
Number of respondents: 3,926



	n	Percent
Yes	3580	91,2%
No	346	8,8%

Which of the following describe them the best?

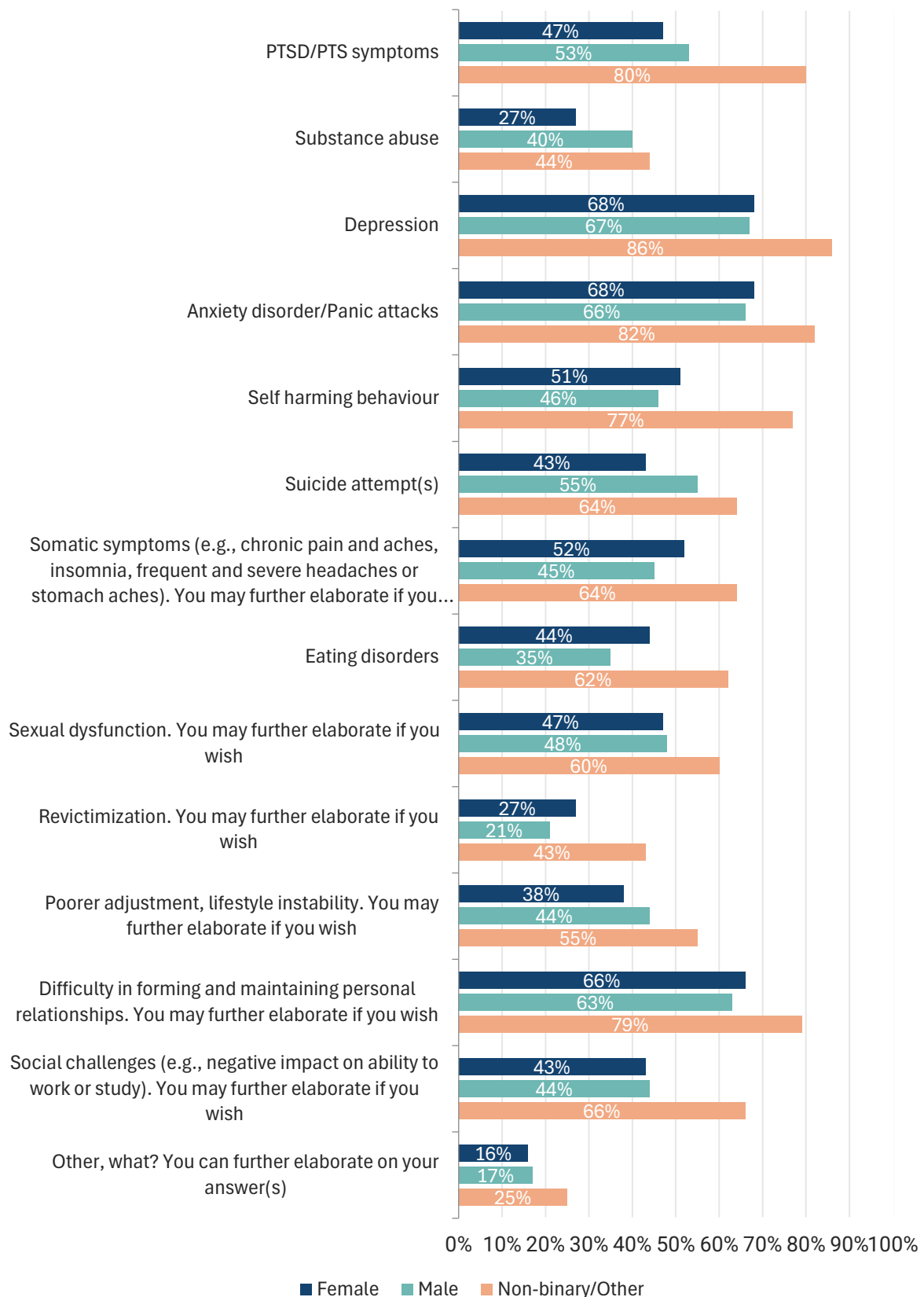
Number of respondents: 3,546, selected answers: 23,130



	n	Percent
PTSD/PTS symptoms	1753	49,4%
Substance abuse	1030	29,0%
Depression	2444	68,9%
Anxiety disorder/Panic attacks	2437	68,7%
Self harming behaviour	1866	52,6%
Suicide attempt(s)	1580	44,6%
Somatic symptoms (e.g., chronic pain and aches, insomnia, frequent and severe headaches or stomach aches). You may further elaborate if you wish	1860	52,5%
Eating disorders	1568	44,2%
Sexual dysfunction. You may further elaborate if you wish	1694	47,8%
Revictimization. You may further elaborate if you wish	979	27,6%
Poorer adjustment, lifestyle instability. You may further elaborate if you wish	1397	39,4%
Difficulty in forming and maintaining personal relationships. You may further elaborate if you wish	2353	66,4%
Social challenges (e.g., negative impact on ability to work or study). You may further elaborate if you wish	1585	44,7%
Other, what? You can further elaborate on your answer(s)	584	16,5%

Which of the following describe them the best?

Number of respondents: 3,546, selected answers: 23,130



	Female		Male		Non-binary/ Other		Total
	n	Percent	n	Percent	n	Percent	
PTSD/PTS symptoms	1446	47,2%	129	52,9%	146	80,2%	1721
Substance abuse	838	27,3%	97	39,8%	80	44,0%	1015
Depression	2088	68,1%	163	66,8%	157	86,3%	2408
Anxiety disorder/Panic attacks	2087	68,1%	162	66,4%	149	81,9%	2398
Self harming behaviour	1577	51,5%	113	46,3%	140	76,9%	1830
Suicide attempt(s)	1308	42,7%	133	54,5%	116	63,7%	1557
Somatic symptoms (e.g., chronic pain and aches, insomnia, frequent and severe headaches or stomach aches). You may further elaborate if you wish	1607	52,4%	111	45,5%	116	63,7%	1834
Eating disorders	1351	44,1%	85	34,8%	112	61,5%	1548
Sexual dysfunction. You may further elaborate if you wish	1441	47,0%	118	48,4%	110	60,4%	1669
Revictimization. You may further elaborate if you wish	833	27,2%	51	20,9%	78	42,9%	962
Poorer adjustment, lifestyle instability. You may further elaborate if you wish	1164	38,0%	107	43,9%	100	54,9%	1371
Difficulty in forming and maintaining personal relationships. You may further elaborate if you wish	2027	66,2%	153	62,7%	143	78,6%	2323
Social challenges (e.g., negative impact on ability to work or study). You may further elaborate if you wish	1331	43,4%	108	44,3%	120	65,9%	1559
Other, what? You can further elaborate on your answer(s)	485	15,8%	41	16,8%	46	25,3%	572
Total	19583		1571		1613		22767